

# Northwest Vermont Solid Waste Management District

158 MORSE DRIVE, FAIRFAX, VT 05454  
802-524-5986 • FAX: 802-524-5987

## NOTICE

### NORTHWEST VERMONT SOLID WASTE DISTRICT

### BOARD OF SUPERVISORS MEETING

**DATE:** NOVEMBER 3, 2021  
**TIME:** 6:30 PM  
**LOCATION:** CITY HALL AUDITORIUM, ST. ALBANS, VT AND  
**VIA ZOOM:** <https://us02web.zoom.us/j/4456759564>

1. Adjustments to the Agenda
2. Welcome, introductions, opening remarks –Chair
3. Opportunity for Public Comment
4. District Announcements
6. Approval of Minutes: October 6, 2021 (enclosed)
7. Committee Reports:
  - Finance- Draft FY2023 Budget Forwarded to Full Board.
  - Operations
  - Administration
  - Building
  - Executive
  - Office-Staff
8. Commissioner Announcements
9. Adjourn

### MEMBER COMMUNITIES

ALBURGH • BAKERSFIELD • BERKSHIRE • ENOSBURG • FAIRFIELD • FLETCHER • FRANKLIN • GEORGIA • GRAND ISLE  
HIGHGATE • ISLE LA MOTTE • MONTGOMERY • NORTH HERO • RICHFORD • ST. ALBANS CITY • ST. ALBANS TOWN  
SHELDON • SOUTH HERO • SWANTON

# Northwest Vermont Solid Waste Management District

158 MORSE DRIVE, FAIRFAX, VT 05454  
802-524-5986 \* FAX: 802-524-5987

Director's Report  
11-1-2021

First of all, as you hopefully saw in an email from me earlier this month, Rich Backer has found an exciting new opportunity and will be moving on from the NWSWD. Over the past 7 years Rich's work at the District has helped the organization grow and prosper. He has provided ideas & systems, built institutional knowledge, and explored new possibilities which have all improved our ability to fulfill our mission, and he leaves the NWSWD a better organization than when he arrived. Rich's contributions will continue to be felt at the NWSWD and around the state for years to come. I would like to thank Rich for everything he has done for the District and I know I'll miss his presence. I also would like to wish him nothing but the best in all his future endeavors. Rich will be working as the Environmental, Health, and Safety Manager for Tivoly Inc. in Derby Line, VT. They are an international machining company.

Thankfully we currently have the best workforce the district has ever had and over the past 7 years we have built systems that will allow us to carry on with little disruption. However, we will be looking to hire in the next month to fill out our workforce to fill in the absence left by Rich's departure.

In other news, during the process of budgeting we compiled and started looking at data from our last complete fiscal year. In the next month will be working on analyzing this data and producing our annual report and supervisor's reports.

Operationally, things are starting to slow down for the winter. HHW is quieting down and in the next month we will be cleaning out our storage containers for the season. Our customer counts per week are down from their mid-summer highs and the large "project/clean-out" loads are fewer. However, there are a consistently higher number of regular "trash and recycling" customers than in years past. Now we prepare for ice and snow.

We have scheduled to meet with Cross engineering and Dave Nightingale to discuss the completion of design work for the Georgia renovation project and will be moving that initiative forward in the next two months. I am also completing the gathering of information on compactor installation and bailer replacements. I hope to have some comparative information in the month of November.

Thank you all for your continued service and I look forward to seeing you this week.

Onward - John

## MEMBER COMMUNITIES

ALBURGH \* BAKERSFIELD \* BERKSHIRE \* ENOSBURG \* FAIRFIELD \* FLETCHER \* FRANKLIN \* GEORGIA \* GRAND ISLE  
HIGHGATE \* ISLE LA MOTTE \* MONTGOMERY \* NORTH HERO \* RICHFORD \* ST. ALBANS CITY \* ST. ALBANS TOWN  
SHELDON \* SOUTH HERO \* SWANTON

**Northwest Vermont Solid Waste Mgt District**  
**Profit & Loss Budget vs. Actual**  
 July through October 2021

1:42 PM  
 11/01/21  
 Accrual Basis

	Jul - Oct 21	Budget	\$ Over Budget	% of Budget
Ordinary Income/Expense				
Income				
Compost Collection				
Commercial Route Compost	26,581.25	110,000.00	-83,418.75	24.2%
Brush Collection	168.55	500.00	-331.45	33.7%
Residential Route Composting	11,302.50	50,000.00	-38,697.50	22.6%
Compost Collection - Other	150.00			
Total Compost Collection	38,202.30	160,500.00	-122,297.70	23.8%
Computer/Electronic Recy Income	9,587.01	19,500.00	-9,912.99	49.2%
Grants	0.00	4,000.00	-4,000.00	0.0%
Pesticide Grant	0.00	47,035.00	-47,035.00	0.0%
SWIP Grant	0.00	51,035.00	-51,035.00	0.0%
Total Grants	0.00	102,070.00	-102,070.00	0.0%
Hauler Licensing	1,280.00	1,500.00	-220.00	85.3%
Haz Waste Fees	10,311.36	25,000.00	-14,688.64	41.2%
Interest Income	1,045.27	4,200.00	-3,154.73	24.9%
Miscellaneous Income	40.70	1,000.00	-959.30	4.1%
Municipal Assessments	51,354.00	51,354.00	0.00	100.0%
Recycling Income	32,748.91	55,000.00	-22,251.09	59.5%
Sale of Recyclables	23,357.71	20,000.00	3,357.71	116.8%
Trash Income	124,092.13	330,000.00	-205,907.87	37.8%
Surcharge Income	234,473.83	873,082.00	-638,608.17	26.9%
Composter Sales	475.00	5,000.00	-4,525.00	9.5%
Recycle Bin Sales	60.00	875.00	-815.00	6.9%
Minor AVR and A/P Charge-Off	-0.64			
Total Income	527,027.58	1,598,046.00	-1,071,018.42	33.0%
Cost of Goods Sold	127.61			
Cost of Goods Sold	127.61			
Total COGS				
Gross Profit	526,899.97	1,598,046.00	-1,071,146.03	33.0%
Expense				
Administration Expenses				
Advertising	375.00	1,800.00	-1,425.00	20.8%
Bank Service Charges	228.40	100.00	128.40	228.4%
Credit Card Processing	0.00			0.0%
Bank Service Charges - Other				
Total Bank Service Charges	228.40	100.00	128.40	228.4%
Copier Lease	645.24	1,600.00	-954.76	40.3%
Dues	3,985.73	8,500.00	-4,514.27	46.9%
Insurance	28,212.00	62,000.00	-33,788.00	45.5%
Misc.	1,282.03	1,000.00	282.03	128.2%
Office Equipment	1,245.00	2,500.00	-1,255.00	49.8%
Office Supplies	1,069.96	3,000.00	-1,930.04	35.7%
Postage and Delivery	500.00	1,600.00	-1,100.00	31.3%
Training/Development	1,036.98	5,000.00	-3,963.02	20.7%
Utilities				
Telephone	1,092.38			
Utilities - Other	2,104.91	13,600.00	-11,495.09	15.5%

**Northwest Vermont Solid Waste Mgt District**  
**Profit & Loss Budget vs. Actual**  
 July through October 2021


1:42 PM  
 11/01/21  
 Accrual Basis

	Jul - Oct 21	Budget	\$ Over Budget	% of Budget
<b>Total Utilities</b>	3,197.29	13,600.00	-10,402.71	23.5%
<b>Total Administration Expenses</b>	41,777.63	100,700.00	-58,922.37	41.5%
Personnel Expenses				
Benefits	6,067.21	27,111.83	-21,044.62	22.4%
ER 457 Cont	101,360.94	238,115.27	-137,754.33	42.4%
Benefits - Other				
<b>Total Benefits</b>	107,428.15	266,227.10	-158,798.95	40.4%
ER Taxes	12,031.25	60,446.97	-48,415.72	19.9%
Gross Wages	176,094.31	684,906.49	-508,812.18	25.7%
Payroll Processing	1,327.19	3,900.00	-2,572.81	34.0%
<b>Total Personnel Expenses</b>	286,880.90	1,015,480.56	-718,599.66	29.2%
Board of Supervisors	0.00	500.00	-500.00	0.0%
Board Meetings/Retreats	578.75	10,000.00	-9,421.25	5.8%
Legal/Accounting	9,959.20	9,500.00	459.20	104.8%
Property Taxes	0.00	3,000.00	-3,000.00	0.0%
Sheldon Land Note-Contingency	54,465.75	65,019.00	-10,553.25	83.8%
VMBB Bond Expense				
<b>Total Board of Supervisors</b>	65,003.70	88,019.00	-23,015.30	73.9%
<b>Facilities/Equipment Expenses</b>				
Mobile Equipment Maint/Repairs	9,708.95	18,000.00	-8,293.05	53.9%
Capital Maintenance	0.00	45,944.00	-45,944.00	0.0%
New Equipment	3,200.00	2,000.00	1,200.00	160.0%
Building Improvements	257.78	2,000.00	-1,742.22	12.9%
Building Maintenance / Repairs	971.07	2,000.00	-1,028.93	48.6%
Equipment Supplies/Maintenance	2,457.27	15,000.00	-12,542.73	46.4%
Mobile Equipment Fuel	11,415.23	37,000.00	-25,584.77	30.9%
Plowing/Mowing	990.00	3,000.00	-2,010.00	33.0%
Warehouse Supplies	1,197.27	5,000.00	-3,802.73	23.9%
<b>Total Facilities/Equipment Expenses</b>	30,195.57	129,944.00	-99,748.43	23.2%
<b>Direct Services</b>				
Trash Disposal	29,658.92	105,000.00	-75,341.08	28.2%
Enforcement	747.04	2,000.00	-1,252.96	37.4%
Community Assistance	0.00	1,000.00	-1,000.00	0.0%
Drop Off Site Expenses	4,079.74	8,500.00	-4,420.26	48.0%
Composting				
Brush Collection	10,200.00	7,500.00	2,700.00	136.0%
Commercial Route Compost	14,944.00	50,000.00	-35,056.00	29.9%
Residential Compost Route	0.00	5,700.00	-5,700.00	0.0%
Composting - Other	9,041.48			
<b>Total Composting</b>	34,185.48	63,200.00	-29,014.52	54.1%
Recycling	23,071.13	37,000.00	-13,928.87	62.4%
Computer/Electronic Collection	1,465.79	3,000.00	-1,534.21	48.9%
Education Outreach	62.72	12,202.44	-12,139.72	0.5%
Hazardous Waste	4,914.57	32,000.00	-27,085.43	15.4%
<b>Total Direct Services</b>	98,185.39	263,902.44	-165,717.05	37.2%
Cost of Composters Sold	446.94			
Uncategorized Expenses	27.00			

**Northwest Vermont Solid Waste Mgt District**  
**Profit & Loss Budget vs. Actual**  
 July through October 2021

1:42 PM  
 1/10/21  
 Accrual Basis

	Jul - Oct 21	Budget	\$ Over Budget	% of Budget
Total Expense	532,517.13	1,598,046.00	-1,065,528.87	33.3%
Net Ordinary Income	-5,617.16	0.00	-5,617.16	100.0%
Net Income	-5,617.16	0.00	-5,617.16	100.0%



Northwest Vermont Solid Waste Mgt District  
**Receipts**  
 October 2021

1:46 PM

11/01/21

Cash Basis

	Oct 21
Alburgh Elementary	68.00
Alburgh, Town of	1,012.59
All Metal Recycling	2,899.16
Bakersfield Elementary/Middle School	193.00
Bayside Pavilion	70.00
Belfry Restaurant	68.00
Berkshire School	203.00
Beth-EI Court Association	60.00
BFA-St. Albans City (c)	195.00
Boydton Farms	49.00
Brookside Condos 1 & 3	1,315.00
Brookside Condos 2	60.00
Cherry Tree Court Apartments	60.00
Drop Off Sites	34,805.50
Duffy's	1,034.12
Enosburg Elementary School (c)	173.00
Enosburg Falls Middle School (c)	118.00
Fairfield Center School (c)	135.00
Fairfield Community Center	63.00
Fletcher Town School District	60.00
Food City	100.00
Four Winds - Cathedral Square	225.00
Franklin County Home Health Agency	56.00
Franklin County Rehab	355.00
Franklin Elementary (c)	153.00
Franklin, Town of	1,413.00
Georgia	33.00
Georgia Elementary School	60.00
Georgia Market - c	100.00
Georgia Town School District (c)	260.00
Good Point Recycling, American Retroworks	300.16
Grand Isle Supervisory Union	49.50
Grand Isle, Town of	306.75
Grice Brook Gardens	170.00
Hawks Nest Housing	125.00
Heritage Lane Apartments	140.00
Highgate Elementary	175.00
Holy Angels Apartments	135.00
Huntington Estates HOA	135.00
Jeff's Seafood	125.00
Main Street Market	138.00
Maple City Diner	110.00
Maple Run School District Central Office	36.00
Mill River Brewing	210.00
Mimmo's-c	140.00
Montgomery Elementary School	208.00
Myers	14,071.44

**Northwest Vermont Solid Waste Mgt District**  
**Receipts**  
**October 2021**

1:46 PM  
 11/01/21  
 Cash Basis


	Oct 21
North Hero House	238.00
Northwest Counseling Services	60.00
Perrigo	279.50
Pet Food Warehouse	35.00
Pie in the Sky -c	100.00
Richford Elementary School	288.00
Richford High School	221.00
Rock Tenn	3,926.20
Santini Catering	135.00
Sheldon School (c)	210.00
Simon's Island Beverage	136.00
Soule Redemption	213.00
St. Albans City School (c)	515.00
St. Albans Town School	70.00
Swanton Elementary School-customer	130.00
Swanton, Town of	6,543.00
Syvesters Rubbish Removal, LLC	5,920.67
Texabel Restaurant	83.00
Thai House	65.00
Total Home Center	63.00
Traveled Cup - c	135.00
Turtle's Trucking-Customer	6,991.94
Vermont Dept of Public Safety	6,460.43
Villa, The	255.00
Warner Home	60.00
Wetherby's Trash Removal	269.00
Yankee Corporation	25.00
No.name	20.00
<b>TOTAL</b>	<b><u>95,118.96</u></b>



1:48 PM  
11/01/21  
Cash Basis

Northwest Vermont Solid Waste Mgt District  
Payments  
October 2021

	<u>Oct 21</u>
All Cycle - Highgate Transfer	-8,225.69
Amazon.com	-29.96
Backer, Richard	-69.72
Blue Cross and Blue Shield of VT	-12,184.77
Bourne's Energy	-42.74
C Brown Inc	-280.02
Casella-Hyde Park Transfer Station	-2,279.73
Chittenden Solid Waste District	-752.80
Clarks Truck Center	-1,732.14
Comcast Business	-302.39
De Lage Landen Financial Services, Inc.	-261.93
Dennison Lubricants, Inc	-370.80
Domina, Barry	-408.24
Georgia Auto Parts	-60.11
Good Point	-1,147.24
Got That Rental & Sales Inc.	-100.97
Green Mountain Power	-593.54
Hudak Farms	-9,375.50
Infinity Trust VSP	-281.47
J&L Hardware, Inc.	-107.88
K-N-S Tire Recycling	-1,522.00
King, Butch	-155.68
Leddy, John	-287.49
Lowe's	-115.53
Lussier's Sawmill	-400.00
Madison National Life	-61.10
Milton Rental	-201.18
Misc	-8,994.38
Morse Industrial Park Owners Association	-870.02
Myers Recycling Center	-2,386.00
Northeast Delta Dental	-670.03
PayData	-65,368.51
R.L. Vallee, Inc.	-3,582.24
Shelburne Limestone Corporation	-192.90
Sleep Well Recycling	-846.00
Staples	-229.61
Sticks & Stuff	-18.95
Stone's Auto Repair	-784.84
Sweet-Vendor	-1,035.00
TCI	-415.00
Tim Maple	-29.12
Uline	-480.49
Underwood, Todd	-34.16
Vermont Compactor Service	-883.09
Vermont Electric Coop	-20.18
Vermont Tire and Service Inc.	-292.75
VT Gas Systems	-44.36
W.B. Mason	-218.77
<b>TOTAL</b>	<b><u>-126,747.02</u></b>




1:49 PM

11/01/21

Accrual Basis

**Northwest Vermont Solid Waste Mgt District**  
**Bakersfield Profit & Loss**  
October 2021

	<u>Oct 21</u>
<b>Ordinary Income/Expense</b>	
<b>Income</b>	
Computer/Electronic Recy Income	33.00
Haz Waste Fees	5.00
Recycling Income	0.00
Sale of Recyclables	646.60
Trash Income	3,538.00
	<hr/>
<b>Total Income</b>	<b>4,221.60</b>
	<hr/>
<b>Gross Profit</b>	<b>4,221.60</b>
<b>Expense</b>	
<b>Personnel Expenses</b>	
ER Taxes	61.98
Gross Wages	635.75
	<hr/>
<b>Total Personnel Expenses</b>	<b>697.73</b>
<b>Direct Services</b>	
Trash Disposal	483.75
Drop Off Site Expenses	80.60
Computer/Electronic Collection	57.12
	<hr/>
<b>Total Direct Services</b>	<b>621.47</b>
	<hr/>
<b>Total Expense</b>	<b>1,319.20</b>
	<hr/>
<b>Net Ordinary Income</b>	<b>2,902.40</b>
	<hr/>
<b>Net Income</b>	<b>2,902.40</b>
	<hr/> <hr/>




1:50 PM

11/01/21

Accrual Basis

**Northwest Vermont Solid Waste Mgt District**  
**Bakersfield Profit & Loss**  
July through October 2021


	<u>Jul - Oct 21</u>
<b>Ordinary Income/Expense</b>	
<b>Income</b>	
Computer/Electronic Recy Income	216.45
Haz Waste Fees	5.00
Recycling Income	15.00
Sale of Recyclables	2,490.63
Trash Income	16,557.25
	<hr/>
<b>Total Income</b>	<b>19,284.33</b>
	<hr/>
<b>Gross Profit</b>	<b>19,284.33</b>
<b>Expense</b>	
<b>Personnel Expenses</b>	
ER Taxes	314.85
Gross Wages	3,229.50
	<hr/>
<b>Total Personnel Expenses</b>	<b>3,544.35</b>
<b>Direct Services</b>	
Trash Disposal	3,733.28
Drop Off Site Expenses	376.38
Recycling	863.80
Computer/Electronic Collection	57.12
	<hr/>
<b>Total Direct Services</b>	<b>5,030.58</b>
	<hr/>
<b>Total Expense</b>	<b>8,574.93</b>
	<hr/>
<b>Net Ordinary Income</b>	<b>10,709.40</b>
	<hr/>
<b>Net Income</b>	<b>10,709.40</b>
	<hr/> <hr/>



1:50 PM  
11/01/21  
Accrual Basis

**Northwest Vermont Solid Waste Mgt District**  
**Georgia Drop Off Site Profit & Loss**  
October 2021

	<u>Oct 21</u>
<b>Ordinary Income/Expense</b>	
<b>Income</b>	
Compost Collection	
Brush Collection	50.00
<b>Total Compost Collection</b>	<u>50.00</u>
Computer/Electronic Recy Income	2,769.74
Haz Waste Fees	2,557.00
Miscellaneous Income	3.00
Recycling Income	6,101.00
Sale of Recyclables	2,740.73
Trash Income	13,426.50
Composter Sales	100.00
Recycle Bin Sales	18.00
<b>Total Income</b>	<u>27,765.97</u>
<b>Cost of Goods Sold</b>	
Cost of Goods Sold	20.29
<b>Total COGS</b>	<u>20.29</u>
<b>Gross Profit</b>	27,745.68
<b>Expense</b>	
<b>Personnel Expenses</b>	
ER Taxes	821.09
Gross Wages	8,421.50
<b>Total Personnel Expenses</b>	<u>9,242.59</u>
<b>Facilities/Equipment Expenses</b>	
Equipment Supplies/Maintenance	20.16
<b>Total Facilities/Equipment Expenses</b>	<u>20.16</u>
<b>Direct Services</b>	
Trash Disposal	600.56
Drop Off Site Expenses	264.27
Recycling	1,428.00
Computer/Electronic Collection	970.92
<b>Total Direct Services</b>	<u>3,263.75</u>
<b>Cost of Composters Sold</b>	99.32
<b>Total Expense</b>	<u>12,625.82</u>
<b>Net Ordinary Income</b>	<u>15,119.86</u>
<b>Net Income</b>	<u><u>15,119.86</u></u>






1:51 PM  
11/01/21  
Accrual Basis

**Northwest Vermont Solid Waste Mgt District**  
**Georgia Drop Off Site Profit & Loss**  
July through October 2021


	<u>Jul - Oct 21</u>
<b>Ordinary Income/Expense</b>	
<b>Income</b>	
Compost Collection	
Brush Collection	93.00
<b>Total Compost Collection</b>	93.00
Computer/Electronic Recy Income	9,014.32
Haz Waste Fees	7,441.36
Miscellaneous Income	10.70
Recycling Income	24,633.81
Sale of Recyclables	13,447.25
Trash Income	62,225.53
Composter Sales	425.00
Recycle Bin Sales	18.00
<b>Total Income</b>	117,308.97
<b>Cost of Goods Sold</b>	
Cost of Goods Sold	80.27
<b>Total COGS</b>	80.27
<b>Gross Profit</b>	117,228.70
<b>Expense</b>	
Personnel Expenses	
ER Taxes	3,645.42
Gross Wages	37,395.89
<b>Total Personnel Expenses</b>	41,041.31
Facilities/Equipment Expenses	
New Equipment	3,200.00
Building Maintenance / Repairs	15.68
Equipment Supplies/Maintenance	20.16
<b>Total Facilities/Equipment Expenses</b>	3,235.84
Direct Services	
Trash Disposal	14,287.49
Drop Off Site Expenses	2,235.70
Composting	17.52
Recycling	13,998.65
Computer/Electronic Collection	1,206.07
<b>Total Direct Services</b>	31,745.43
Cost of Composters Sold	397.28
<b>Total Expense</b>	76,419.86
<b>Net Ordinary Income</b>	40,808.84
<b>Net Income</b>	40,808.84



1:51 PM  
11/01/21  
Accrual Basis


**Northwest Vermont Solid Waste Mgt District**  
**Montgomery Profit & Loss**  
October 2021

	<u>Oct 21</u>
<b>Ordinary Income/Expense</b>	
<b>Income</b>	
Computer/Electronic Recy Income	37.00
Haz Waste Fees	0.00
Recycling Income	174.00
Sale of Recyclables	618.78
Trash Income	3,934.00
<b>Total Income</b>	<u>4,763.78</u>
<b>Gross Profit</b>	4,763.78
<b>Expense</b>	
<b>Administration Expenses</b>	
Utilities	20.18
<b>Total Administration Expenses</b>	20.18
<b>Personnel Expenses</b>	
ER Taxes	108.80
Gross Wages	1,115.94
<b>Total Personnel Expenses</b>	1,224.74
<b>Direct Services</b>	
Trash Disposal	803.05
Drop Off Site Expenses	80.60
Recycling	56.00
Computer/Electronic Collection	65.92
<b>Total Direct Services</b>	<u>1,005.57</u>
<b>Total Expense</b>	<u>2,250.49</u>
<b>Net Ordinary Income</b>	<u>2,513.29</u>
<b>Net Income</b>	<u><u>2,513.29</u></u>




Northwest Vermont Solid Waste Mgt District  
Montgomery Profit & Loss  
July through October 2021

	<u>Jul - Oct 21</u>
<b>Ordinary Income/Expense</b>	
<b>Income</b>	
Computer/Electronic Recy Income	264.16
Haz Waste Fees	70.00
Recycling Income	863.00
Sale of Recyclables	2,477.78
Trash Income	16,996.00
Composter Sales	50.00
Recycle Bin Sales	24.00
<b>Total Income</b>	<u>20,744.94</u>
<b>Cost of Goods Sold</b>	
Cost of Goods Sold	27.05
<b>Total COGS</b>	<u>27.05</u>
<b>Gross Profit</b>	20,717.89
<b>Expense</b>	
<b>Administration Expenses</b>	
Utilities	79.10
<b>Total Administration Expenses</b>	79.10
<b>Personnel Expenses</b>	
ER Taxes	467.07
Gross Wages	4,790.40
<b>Total Personnel Expenses</b>	5,257.47
<b>Direct Services</b>	
Trash Disposal	3,943.78
Drop Off Site Expenses	437.68
Recycling	1,300.88
Computer/Electronic Collection	149.32
<b>Total Direct Services</b>	5,831.66
<b>Cost of Composters Sold</b>	49.66
<b>Total Expense</b>	<u>11,217.89</u>
<b>Net Ordinary Income</b>	<u>9,500.00</u>
<b>Net Income</b>	<u><u>9,500.00</u></u>



**Northwest Vermont Solid Waste Mgt District**  
**No. Hero Profit & Loss**  
October 2021

	<u>Oct 21</u>
<b>Ordinary Income/Expense</b>	
<b>Income</b>	
Compost Collection	
Brush Collection	5.00
<b>Total Compost Collection</b>	5.00
Computer/Electronic Recy Income	10.00
Haz Waste Fees	20.00
Recycling Income	550.00
Sale of Recyclables	442.80
Trash Income	3,041.00
Recycle Bin Sales	18.00
<b>Total Income</b>	4,086.80
<b>Cost of Goods Sold</b>	
Cost of Goods Sold	20.29
<b>Total COGS</b>	20.29
<b>Gross Profit</b>	4,066.51
<b>Expense</b>	
<b>Personnel Expenses</b>	
ER Taxes	96.32
Gross Wages	988.00
<b>Total Personnel Expenses</b>	1,084.32
<b>Direct Services</b>	
Trash Disposal	233.92
Drop Off Site Expenses	128.10
Recycling	200.00
Computer/Electronic Collection	53.28
<b>Total Direct Services</b>	615.30
<b>Total Expense</b>	1,699.62
<b>Net Ordinary Income</b>	2,366.89
<b>Net Income</b>	<u>2,366.89</u>






1:52 PM

11/01/21

Accrual Basis

**Northwest Vermont Solid Waste Mgt District**  
**No. Hero Profit & Loss**  
**July through October 2021**


	<u>Jul - Oct 21</u>
<b>Ordinary Income/Expense</b>	
<b>Income</b>	
Compost Collection	
Brush Collection	75.55
<b>Total Compost Collection</b>	75.55
Computer/Electronic Recy Income	92.08
Haz Waste Fees	35.00
Recycling Income	2,922.10
Sale of Recyclables	1,674.25
Trash Income	15,870.35
Recycle Bin Sales	18.00
<b>Total Income</b>	20,687.33
<b>Cost of Goods Sold</b>	
Cost of Goods Sold	20.29
<b>Total COGS</b>	20.29
<b>Gross Profit</b>	20,667.04
<b>Expense</b>	
Personnel Expenses	
ER Taxes	457.33
Gross Wages	4,691.00
<b>Total Personnel Expenses</b>	5,148.33
Direct Services	
Trash Disposal	5,016.53
Drop Off Site Expenses	555.68
Recycling	2,140.60
Computer/Electronic Collection	53.28
<b>Total Direct Services</b>	7,766.09
<b>Total Expense</b>	12,914.42
<b>Net Ordinary Income</b>	7,752.62
<b>Net Income</b>	<u>7,752.62</u>



1:53 PM  
11/01/21  
Accrual Basis

**Northwest Vermont Solid Waste Mgt District**  
**St. Albans Profit & Loss**  
October 2021


	<u>Oct 21</u>
<b>Ordinary Income/Expense</b>	
Income	
Sale of Recyclables	557.25
Trash Income	<u>2,793.00</u>
<b>Total Income</b>	<u>3,350.25</u>
<b>Gross Profit</b>	3,350.25
Expense	
<b>Personnel Expenses</b>	
ER Taxes	30.44
Gross Wages	<u>312.00</u>
<b>Total Personnel Expenses</b>	342.44
<b>Direct Services</b>	
Trash Disposal	162.41
Drop Off Site Expenses	<u>166.06</u>
<b>Total Direct Services</b>	<u>328.47</u>
<b>Total Expense</b>	<u>670.91</u>
<b>Net Ordinary Income</b>	<u>2,679.34</u>
<b>Net Income</b>	<u><u>2,679.34</u></u>



1:53 PM  
11/01/21  
Accrual Basis


**Northwest Vermont Solid Waste Mgt District**  
**St. Albans Profit & Loss**  
July through October 2021

	<u>Jul - Oct 21</u>
<b>Ordinary Income/Expense</b>	
<b>Income</b>	
Sale of Recyclables	2,200.30
Trash Income	12,423.00
<b>Total Income</b>	<u>14,623.30</u>
<b>Gross Profit</b>	14,623.30
<b>Expense</b>	
<b>Personnel Expenses</b>	
ER Taxes	129.37
Gross Wages	1,326.00
<b>Total Personnel Expenses</b>	1,455.37
<b>Direct Services</b>	
Trash Disposal	2,677.84
Drop Off Site Expenses	388.84
Recycling	407.20
<b>Total Direct Services</b>	<u>3,473.88</u>
<b>Total Expense</b>	<u>4,929.25</u>
<b>Net Ordinary Income</b>	<u>9,694.05</u>
<b>Net Income</b>	<u><u>9,694.05</u></u>



**Northwest Vermont Solid Waste Mgt District**  
**A/R Aging Summary**  
 As of November 1, 2021

	Current	1 - 30	31 - 60	61 - 90	> 90	TOTAL
Abbey Group, The	0.00	0.00	0.00	0.00	17.00	17.00
Alburgh Elementary	108.00	0.00	0.00	0.00	0.00	108.00
Alburgh, Town of	138.00	0.00	0.00	0.00	0.00	138.00
All Cycle-Williston	0.00	4.70	0.00	0.00	2,977.12	2,981.82
All Cycle - Highgate	0.00	0.00	0.00	0.00	0.70	0.70
All Metal Recycling	0.00	309.00	0.00	0.00	987.26	1,296.26
Bakersfield, Town of	1,332.00	0.00	0.00	0.00	0.00	1,332.00
BFA-St. Albans City (c)	0.00	0.00	0.00	0.00	65.00	65.00
Blair's Trucking Inc.	0.00	474.08	0.00	0.00	0.00	474.08
Casella-Montpellier	0.00	0.03	0.00	0.00	0.00	0.03
Central VT Solid Waste Management Distric	273.00	0.00	0.00	0.00	0.00	273.00
Cerberus EHS - c	0.00	0.00	0.00	0.00	200.00	200.00
CODElectric, LLC - c	8.00	8.00	5.00	0.00	156.00	177.00
Craft Beer Guild of VT	42.00	0.00	0.00	0.00	0.00	42.00
Duffy's	368.25	939.59	592.68	300.24	0.05	2,200.81
Enosburg Falls Country Club (c)	0.00	0.00	0.00	0.00	61.00	61.00
Enosburg Falls Middle School (c)	0.00	100.00	0.00	0.00	251.00	351.00
EZ Container Service	38.47	0.00	0.00	0.00	0.00	38.47
First Response Labor, LLC	0.00	0.00	0.00	0.00	5.00	5.00
Fletcher Town School District	115.00	0.00	0.00	0.00	0.00	115.00
Franklin County Rehab	185.00	0.00	0.00	0.00	0.00	185.00
Franklin Elementary (c)	0.00	0.00	0.00	0.00	68.00	68.00
Franklin NW Supervisory Union	0.00	0.00	0.00	-0.00	77.00	77.00
Franklin West Supervisory Union	9.50	0.00	0.00	0.00	0.00	9.50
Georgia	18.00	0.00	0.00	0.00	15.00	33.00
Georgia Elementary School	0.00	0.00	0.00	0.00	3.50	3.50
Georgia Market - c	0.00	0.00	0.00	140.00	0.00	140.00
Good Point Recycling, American Retroworks	1,826.68	616.17	0.00	0.00	0.24	2,443.09
Grand Isle State Park	0.00	0.00	0.00	0.00	179.00	179.00
Grand Isle, Town of	369.95	0.00	535.58	0.00	0.00	905.53
Highgate Elementary	215.00	0.00	0.00	0.00	0.00	215.00
I & L FOM JV	0.00	0.00	0.00	0.00	0.11	0.11
Jeff's Seafood	150.00	105.00	0.00	0.00	0.00	255.00
Lamoille Regional Solid Waste District-c	57.50	0.00	0.00	0.00	227.50	285.00
Liquid Measurements	170.00	0.00	0.00	0.00	0.00	170.00
Med Associates	105.00	0.00	0.00	0.00	0.00	105.00
Mill River Brewing	235.00	170.00	0.00	0.00	0.00	405.00
Myers	10,943.46	0.00	0.00	2,437.00	100.00	13,480.46
Northwest Counseling Services	55.00	0.00	0.00	0.00	60.00	115.00
Northwest Medical Center/Hospitality (c)	310.00	255.00	0.00	0.00	0.00	565.00
Northwestern Medical Center	134.00	539.00	0.00	0.00	0.00	673.00
Pet Food Warehouse	35.00	35.00	0.00	18.00	0.00	88.00
Richford High School	0.00	0.00	0.00	0.00	93.00	93.00
Sheldon School (c)	0.00	0.00	0.00	0.00	230.00	230.00
Sheldon, Town of	2,232.00	0.00	0.00	0.00	0.00	2,232.00
Soule Redemption	0.00	0.00	0.00	0.00	110.00	110.00
St. Albans City Elem	0.00	0.00	0.00	54.00	20.00	74.00
St. Albans Coop	315.00	357.50	345.00	0.00	647.50	1,665.00
St. Albans Town School	320.00	0.00	0.00	135.00	0.00	455.00
Superior Technical Ceramics	0.00	75.00	80.00	0.00	0.00	155.00
Sylvesters Rubbish Removal, LLC	6,520.19	75.71	0.00	0.00	0.00	6,595.90
TREX Company, Inc	0.00	0.00	0.00	0.00	5.18	5.18
Tuttle's Trucking-Customer	6,568.95	0.00	0.00	0.00	6.00	6,574.95
Vermont New York Battery Co.	145.88	0.00	141.54	128.24	4.34	420.00
Wetherby's Trash Removal	0.00	0.00	199.00	0.00	0.00	199.00
<b>TOTAL</b>	<b>33,343.83</b>	<b>4,063.78</b>	<b>1,898.80</b>	<b>3,212.48</b>	<b>6,566.50</b>	<b>49,085.39</b>





# Northwest Vermont Solid Waste Mgt District

## Balance Sheet

As of November 1, 2021

Accrual Basis

Nov 1, 21

**ASSETS**

**Current Assets**

**Checking/Savings**

NEFCU	134,491.65
Capital Maint Reserve-Community	91,221.17
Revenue Reserves - Community	190,794.37
<b>Cash Register Drawers</b>	
Event Drawers	200.00
Floater Cash Drawer	100.00
Bakersfield Cash Register	100.00
Georgia Cash Register	150.00
Montgomery Cash Register	100.00
North Hero Cash Register	150.00
St. Albans Cash Register	100.00

**Total Cash Register Drawers** 900.00

Bldg/Equip MM - 544892	2,511.82
Operating Checking-402536	140,480.02
Operating MM-308507	229,033.30
Petty Cash	300.00

**Total Checking/Savings** 789,732.33

**Accounts Receivable**  
**Accounts Receivable** 70,847.64

**Total Accounts Receivable** 70,847.64

**Other Current Assets**

HHW Facility Grant Receivable	7,509.00
Swip Receivable	-8,214.54
Allowance for Doubtful Accounts	-9,000.00
Inventory Asset	10,515.27
Undeposited Funds	70,587.19

**Total Other Current Assets** 71,396.92

**Total Current Assets** 931,976.89

**Fixed Assets**

Equipment	244,763.40
Land Improvements	23,208.66
Buildings	780,860.82
Furniture & Fixtures	7,245.72
Land	501,845.27
Leasehold Improvement	0.10
<b>Truck and Trailers</b>	
2018 International HX620 Truck	173,002.00
2014 Freightliner Truck	80,193.00
Truck and Trailers - Other	50,505.00

**Total Truck and Trailers** 303,700.00

**Z Accumulated Depreciation** -628,042.07

**Total Fixed Assets** 1,233,581.90

**TOTAL ASSETS** 2,165,558.79

**LIABILITIES & EQUITY**

**Liabilities**

**Current Liabilities**

Accounts Payable	-32.91
Accounts Payable	-32.91

**Total Accounts Payable** -32.91

	<u>Nov 1, 21</u>
<b>Other Current Liabilities</b>	
<b>Accrued Compensated Absences</b>	70.91
<b>Total Other Current Liabilities</b>	<u>70.91</u>
<b>Total Current Liabilities</b>	38.00
<b>Long Term Liabilities</b>	
<b>VMBB Bond for Building Project</b>	350,000.00
<b>Total Long Term Liabilities</b>	<u>350,000.00</u>
<b>Total Liabilities</b>	350,038.00
<b>Equity</b>	
<b>Retained Earnings</b>	1,833,980.17
<b>Net Income</b>	<u>-18,459.38</u>
<b>Total Equity</b>	<u>1,815,520.79</u>
<b>TOTAL LIABILITIES &amp; EQUITY</b>	<u><u>2,165,558.79</u></u>

**Finance Report**

**Board Meeting – November 3, 2021**

**Finance Notes:**

In relation to the attached P&L: We should be at appx. 33% of Budget Line Items

**Income:**

- Income is on track and does not include Surcharge Income or Commercial Route Compost Income for the month of October. We again exceed the anticipated.
- Surcharge Income for 1<sup>st</sup>. Qtr of FY22 in comparison to FY21 is down slightly though we still exceed budget expectations for the period: FY22 Trash Income is up slightly over FY21 for the first quarter. Sale of Recyclables is up substantially over last year due mainly to market prices though I will be looking at tonnage sent over the next week.

	July – Sept 2021 (FY22)	July – Sept 2020 (FY21)
Surcharge Income	\$234,473	\$241,522
Trash Income	\$83,338	\$79,949
Sale of Recyclables Income	\$18,352	\$7,967

**Expenses:**

Expenses are slightly higher than our 33% target but is due to the timing of when things are paid.

The November Bond Payment has been made which includes principal and interest.

Truck Repairs/Maintenance have been high. Freightliner Chassis Harness/Module was Expensive and the International has had some high expenses between repairs and tires. Last week the Rolloff (International) had an \$800.00 tow.

Drop Off Site expenses contain the rental of an excavator for the decking project (Mega Deck).

Trash Disposal Expense is down slightly for the first quarter.

	July – Sept 2021 (FY22)	July – Sept 2020 (FY21)
Trash Disposal Expense	\$27,375	\$31,130

**Collections:**

We've made great headway with collections on the District residential compost account and on some of the outstanding commercial compost account dollars. We continue our collection efforts but outstanding AR is coming down.

**Audit:**

The audit is complete with the final entries made though there is one outstanding question I have in relation to an entry.

The final audit report is being worked on by Fothergill and will be presented once complete.

Pam

**NWSWD FY23 DRAFT BUDGET**

	FY23 07/01/2022 - 06/30/2023	FY22 - Approved Budget 07/01/2021 - 06/30/2022	FY21 - Approved Budget 07/01/2020 - 06/30/2021	FY21 - Actual 7/1/2020 - 6/30/2021
<b>INCOME</b>				
Hazardous Waste Income	28,000.00	25,000.00	26,000.00	22326.40
Trash Income	355,000.00	330,000.00	330,200.00	348156.41
Sale of Recyclables	30,000.00	20,000.00	22,000.00	42911.27
Recycling Income	90,000.00	55,000.00	65,000.00	93408.52
Municipal Assessments	52,225.00	51,354.00	51,354.00	51352.00
Hauler Lisencing	1,400.00	1,500.00	1,300.00	1460.00
Electronic Recycling	25,000.00	19,500.00	29,000.00	28581.36
Composters	5,000.00	5,000.00	6,000.00	3060.00
Recycle Bins	875.00	875.00	875.00	546.00
Compost Buckets	-	-	200.00	0
Surcharge @ 24.5 per ton - Current FY22 rate	917,250.00	873,082.00	871,944.00	890,949.60
(surcharge @ 25 per ton)(.50 incr)	931,219.50			
(surcharge @ 25.5 per ton) (1.00 incr)	949,843.89			
(surcharge @ 26 per ton) (1.25 incr)	968,468.28			
SWIP Grant	47,035.00	47035	46800	48614.48
Pesticide Grant	4,000.00	4000	4000	4200.00
Misc.	700.00	1,000.00	2,000.00	21218.75
Interest	4,500.00	4,200.00	1,600.00	4069.73
<b>Compost Collection</b>				
Commercial	110,000.00	110,000.00	65,000.00	98,025.50
Residential	50,000.00	50,000.00	36,000.00	35,855.00
Brush	500.00	500.00	1,000.00	448.00
Total Compost	1,721,485.00	1,598,046.00	1,560,273.00	1,695,183.02
<b>TOTAL INCOME - surcharge at current rate</b>	7.17	2.36		plus
Inc inc/dec over last yrs budget %			30,299.43	legr & dept pub safety grants
				<b>1,725,482.45</b>
<b>Total Income @ 25 per ton surcharge (.50 cent incr)</b>	1,735,454.50			
<b>Total Income @ 25.5 per ton surcharge (1.00 incr)</b>	1,754,078.89			
<b>Total Income @ 26 per ton surcharge (1.50 incr)</b>	1,772,703.28			

Warehouse Supplies	5,000.00	5,000.00	5,000.00	5,094.58
New Equipment	1,000.00	2,000.00	1,000.00	-
Rental Space - Administration	-	-	14,400.00	-
Capital Maintenance	45,944.00	45,944.00	45,944.00	45,944.00
<b>Total Facilities / Equipment</b>	<b>141,444.00</b>	<b>129,944.00</b>	<b>137,344.00</b>	<b>146,467.37</b>

8.13

**Direct Services**

Education / Outreach	15,000.00	12202.44	10,000.00	7,493.06
Hazardous Waste	35,000.00	32000	36,000.00	33,474.02
Trash Disposal	120,000.00	105000	113,000.00	114,226.73
Recycling	75,000.00	37000	47,500.00	81,024.26
E-Waste	3,500.00	3000	6,000.00	3,643.50
<b>Composting</b>				
Commercial Compost	50,000.00	50000	39,020.00	70,820.07
Residential Compost	5,700.00	5700	6,680.00	26,193.73
Brush Management	7,500.00	7500	8,000.00	-
Composting Exp Total	63,200.00	63,200.00	53,700.00	97,013.80
DO Site	12000	8500	9,000.00	28,717.50
Community Assistance	1000	1000	2,500.00	-
Enforcement	3000	2000	2,000.00	2,865.25
<b>Total Direct Services</b>	<b>327,700.00</b>	<b>263,902.44</b>	<b>279,700.00</b>	<b>368,458.12</b>

Inventory Cost

3,392.09

1,560,273.00

1,598,046.00

2.36

57,030.53

**Total Expense**  
Exp inc/dec over last yrs budget %

**Net**

Total Net @25 per ton surcharge (.50 cent incr)	(5,718.50)
Total Income @25.5 per ton surcharge (1.00 incr)	12,505.89
Total Income @26 per ton surcharge (1.50 incr)	31,530.28

\*\*\*

\*\*\*